



AVANTI

DESIGNED BY
HENRIK PEDERSEN

AVANTI

TECHNICAL SPECIFICATIONS

TABLE TOP · SEAT COLOR CODE = XXXX · TABLE TOP COLOR CODE = XX



3030 · 30
PINE



1515 · 15
THERMO ASH



2424 · 24
BLACK
NEW



4343 · 43
MUTED WHITE
NEW



2727 · 27
OLIVE GREEN
NEW

FRAME COLOR CODE = YY



12
BLACK



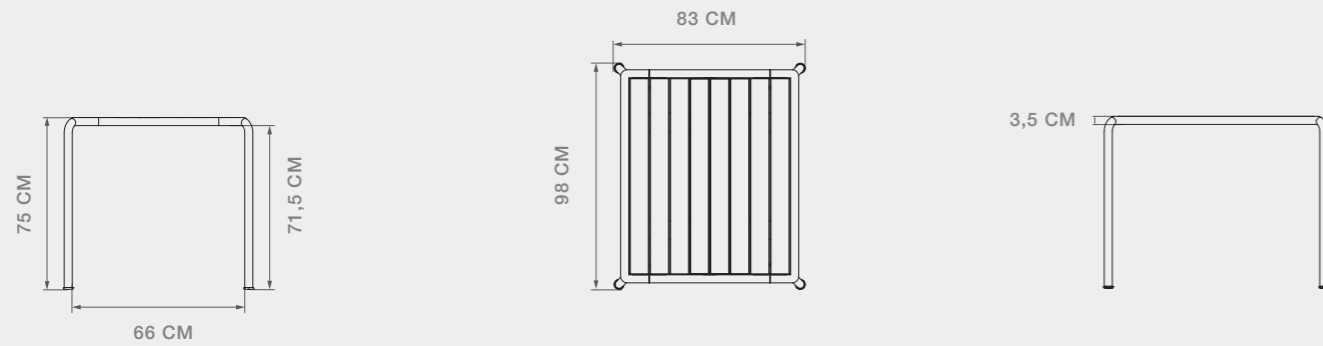
08
MUTED WHITE
NEW



49
OLIVE GREEN
NEW

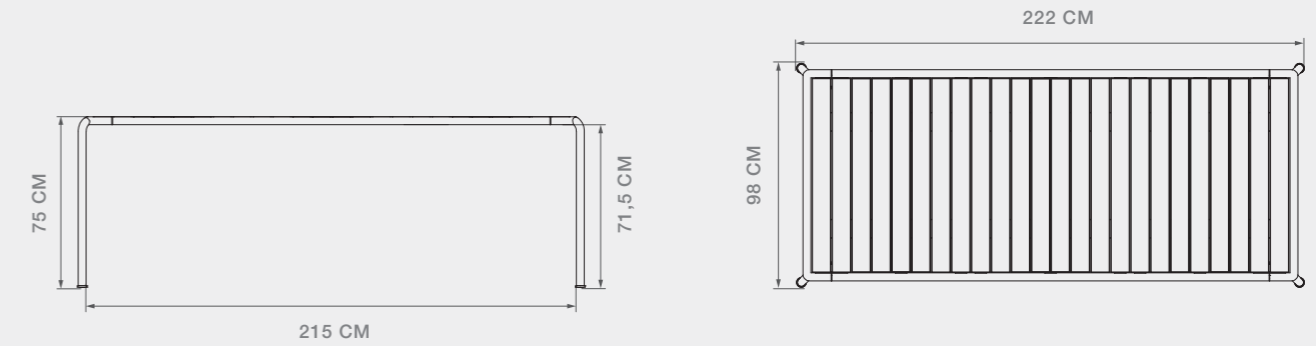


24151 AVANTI DINING TABLE



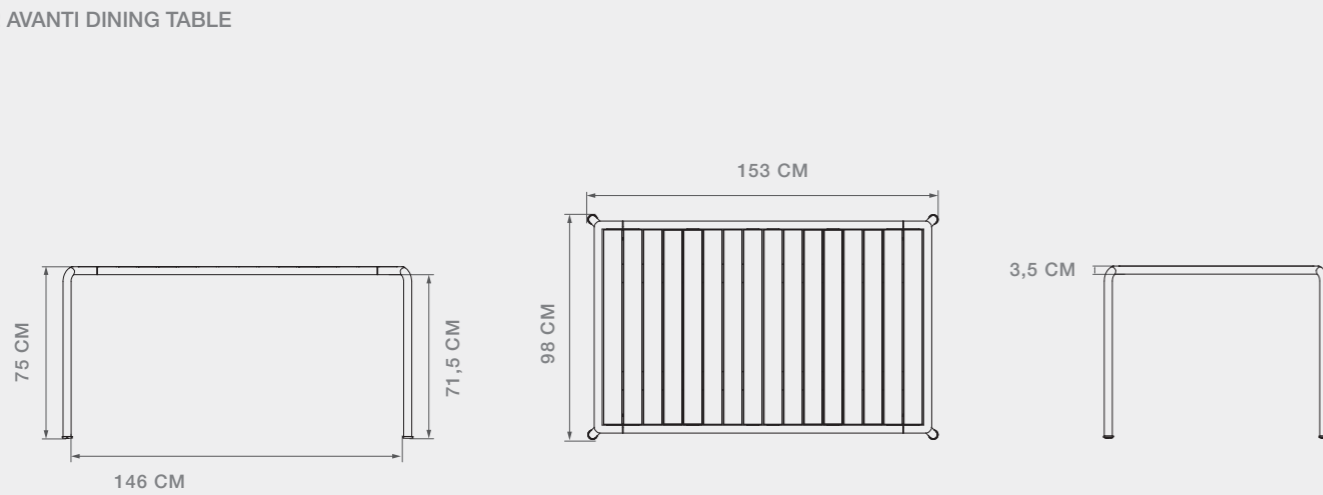
PRODUCT WEIGHT THERMO ASH	21,0 KG · 46.3 LBS	WIDTH	98,0 CM · 38.6 IN	HEIGHT UNDER TT*	71,5 CM · 28.1 IN	SPACE LEGS FLOOR/TOP	66,0 CM · 26.0 IN
PRODUCT WEIGHT PINE	19,5 KG · 43.0 LBS	LENGTH	83,0 CM · 32.7 IN	TT* THICKNESS	3,5 CM · 1.4 IN	TABLETOP	1 PCS
PRODUCT WEIGHT ALUMINUM	20,5 KG · 45.2 LBS	HEIGHT	75,0 CM · 29.5 IN	TUBE SIZE	Ø35,0 MM · 1.4 IN	DIAMETER	126,5 CM · 49.8 IN

24153 AVANTI DINING TABLE

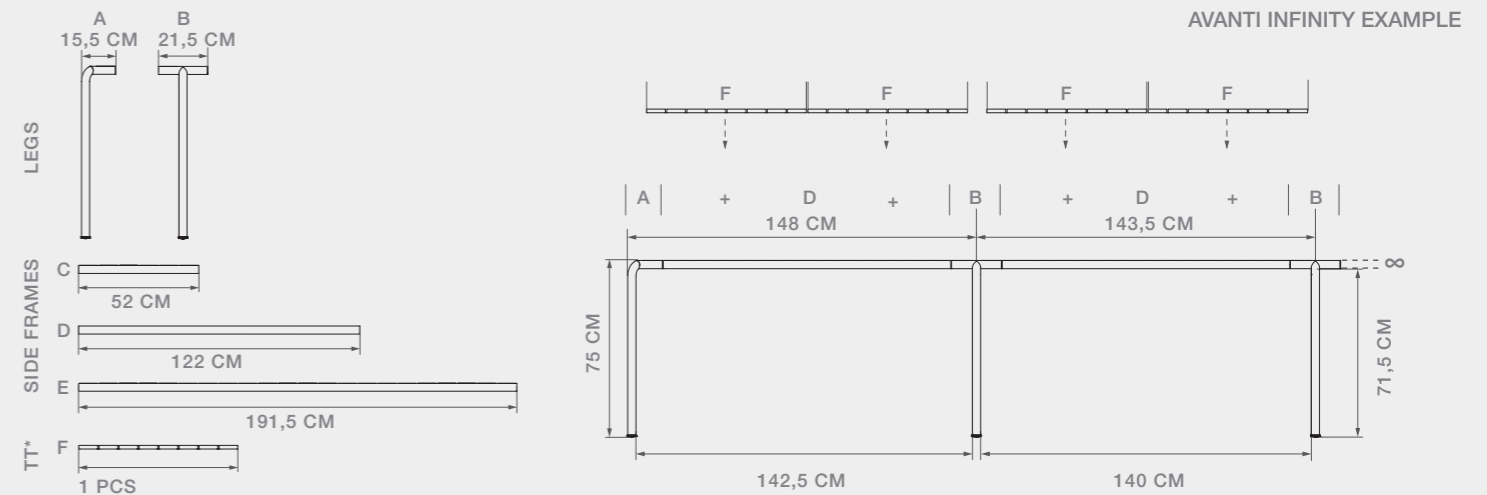


PRODUCT WEIGHT THERMO ASH	42,0 KG · 92.6 LBS	WIDTH	98,0 CM · 38.6 IN	HEIGHT UNDER TT*	71,5 CM · 28.1 IN	SPACE LEGS FLOOR/TOP	215,0 CM · 84.6 IN
PRODUCT WEIGHT PINE	37,5 KG · 82.7 LBS	LENGTH	222,0 CM · 87.4 IN	TT* THICKNESS	3,5 CM · 1.4 IN	TABLETOP	3 PCS
PRODUCT WEIGHT ALUMINUM	40,5 KG · 89.3 LBS	HEIGHT	75,0 CM · 29.5 IN	TUBE SIZE	Ø35,0 MM · 1.4 IN	DIAMETER	241,5 CM · 95.1 IN

24152 AVANTI DINING TABLE



PRODUCT WEIGHT THERMO ASH	31,5 KG · 69.4 LBS	WIDTH	98,0 CM · 38.6 IN	HEIGHT UNDER TT*	71,5 CM · 28.1 IN	SPACE LEGS FLOOR/TOP	146,0 CM · 57.5 IN
PRODUCT WEIGHT PINE	28,5 KG · 62.8 LBS	LENGTH	153,0 CM · 60.2 IN	TT* THICKNESS	3,5 CM · 1.4 IN	TABLETOP	2 PCS
PRODUCT WEIGHT ALUMINUM	30,5 KG · 67.2 LBS	HEIGHT	75,0 CM · 29.5 IN	TUBE SIZE	Ø35,0 MM · 1.4 IN	DIAMETER	179,5 CM · 70.7 IN



TUBE SIZE	Ø35,0 MM · 1.4 IN	C SIDE FRAME	52,0 CM · 20.5 IN	LENGTH	148,0 CM · 58.3 IN	SPACE LEGS FLOOR/TOP	142,5 CM · 56.1 IN
A LEG	15,5 CM · 6.1 IN	D SIDE FRAME	122,0 CM · 48.0 IN	LENGTH	143,5 CM · 56.5 IN	SPACE LEGS FLOOR/TOP	140,0 CM · 55.1 IN
B CENTER LEG	21,5 CM · 8.5 IN	E SIDE FRAME	191,5 CM · 75.4 IN	LENGTH TOTAL	∞ CM · ∞ IN	F TABLETOP	4 PCS

DESIGNED BY
HENRIK PEDERSEN

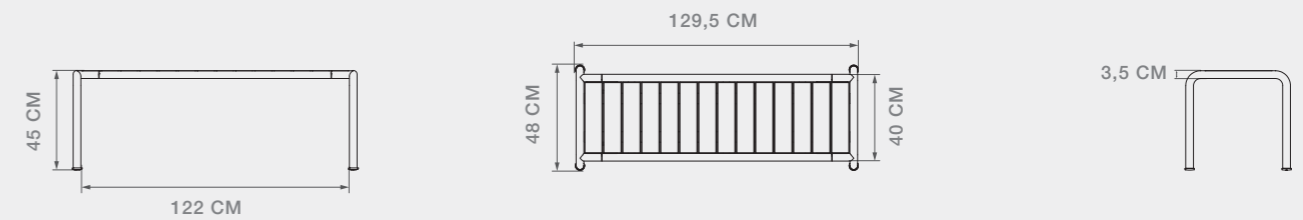
AVANTI

TECHNICAL
SPECIFICATIONS

AVANTI MEDIUM BENCH SEATS UP TO 2 PERSONS
AND AVANTI LONG BENCH SEATS UP TO 3 PERSONS

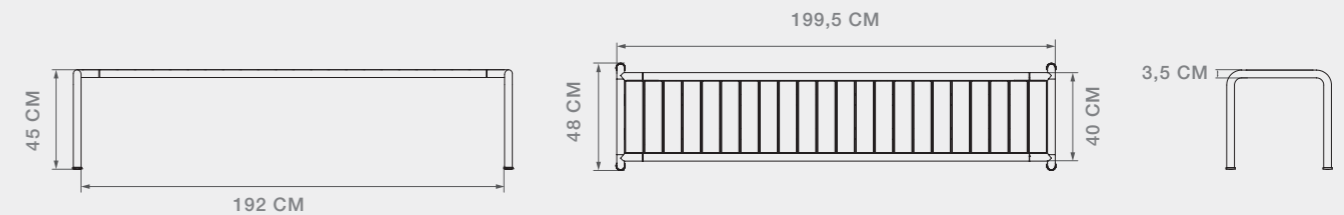


24122 AVANTI BENCH



PRODUCT WEIGHT THERMO ASH	16,3 KG · 35.9 LBS	WIDTH	48,0 CM · 18.9 IN	SEAT WIDTH	122,0 CM · 48.0 IN	SLATS USED	14 PCS
PRODUCT WEIGHT PINE	14,5 KG · 32.0 LBS	LENGTH	129,5 CM · 50.8 IN	SEAT DEPTH	40,0 CM · 15.7 IN	TUBE SIZE	Ø35,0 MM · 1.4 IN
PRODUCT WEIGHT ALUMINUM	21,5 KG · 47.9 LBS	HEIGHT	45,0 CM · 17.7 IN	SEAT HEIGHT	45,0 CM · 17.7 IN	DIAMETER	137,0 CM · 53.9 IN

24123 AVANTI BENCH



PRODUCT WEIGHT THERMO ASH	21,7 KG · 47.8 LBS	WIDTH	48,0 CM · 18.9 IN	SEAT WIDTH	192,0 CM · 75.6 IN	SLATS USED	22 PCS
PRODUCT WEIGHT PINE	19,0 KG · 41.9 LBS	LENGTH	199,5 CM · 78.5 IN	SEAT DEPTH	40,0 CM · 15.7 IN	TUBE SIZE	Ø35,0 MM · 1.4 IN
PRODUCT WEIGHT ALUMINUM	30,2 KG · 66.6 LBS	HEIGHT	45,0 CM · 17.7 IN	SEAT HEIGHT	45,0 CM · 17.7 IN	DIAMETER	204,5 CM · 80.5 IN



HOUE

TECHNICAL
SPECIFICATIONS

HOUE.COM